

# Boubyan KD Money Market Fund II

Fund Licensed by the Kuwaiti CMA (LCIS/2016/0006)

28 February 2025

بوبيان كابيتال  
Boubyan Capital



## Fund Objective & Strategy

The fund aims to generate competitive Shari'a compliant returns on the money invested.

The fund will invest in short and medium term Shari'a compliant instruments, Wakalah and Murabaha deposits with banks, and high quality government and/or corporate Sukuk.

The fund may also invest in other investment funds that have a similar investment objective.



## Fund Features

- High liquidity with competitive returns
- High quality investments
- Flexible online subscriptions and redemptions



## Fund Facts

Fund Structure	Open ended
Inception Date	03 August 2016
Currency	Kuwaiti Dinars (KWD)
Liquidity	Weekly
Minimum Subscription	KWD 1,000
Subscription Fees	None
Redemption Fees	None
Management Fees	Up to 1% annually
Fund Manager	Boubyan Capital Investment Company K.S.C.C.
Distributor	Boubyan Bank K.S.C.
Custodian & Investment Controller	Gulf Custody Company K.S.C.C.
Sharia Auditor	Legitimate Auditor House Company
Auditor	KPMG Safi Al-Mutawa & Partners
Domicile	State of Kuwait
Executive Committee	<ul style="list-style-type: none"><li>• Badria Hamad AlHumaidhi</li><li>• Abdulmohsen Samir AlGharaballi</li><li>• Mohammad Manea AlAjmi</li><li>• Omar Abdulaziz AlRasheed</li><li>• Asok Kumar Nayer</li></ul>

NAV | KWD 1.22278




## Performance

Annualized one week return	3.700%
Annualized 1 month return	3.704%
Annualized 3 month return	3.745%
Annualized 6 month return	3.842%
12 months return	4.008%
Annualized YTD return	3.728%
Cumulative YTD return	0.603%
3 Years Cumulative return	10.949%
Annualized Since Inception return	2.597%
Cumulative Since Inception return	22.278%
Standard Deviation	0.158%



## Investment Allocation



## Fund IDs

Bloomberg	BKDMML KK
Reuters	68389283

boubyancapital.com

@boubyancapital

# Boubyan KD Money Market Fund II

Fund Licensed by the Kuwaiti CMA (LCIS/2016/0006)

28 February 2025

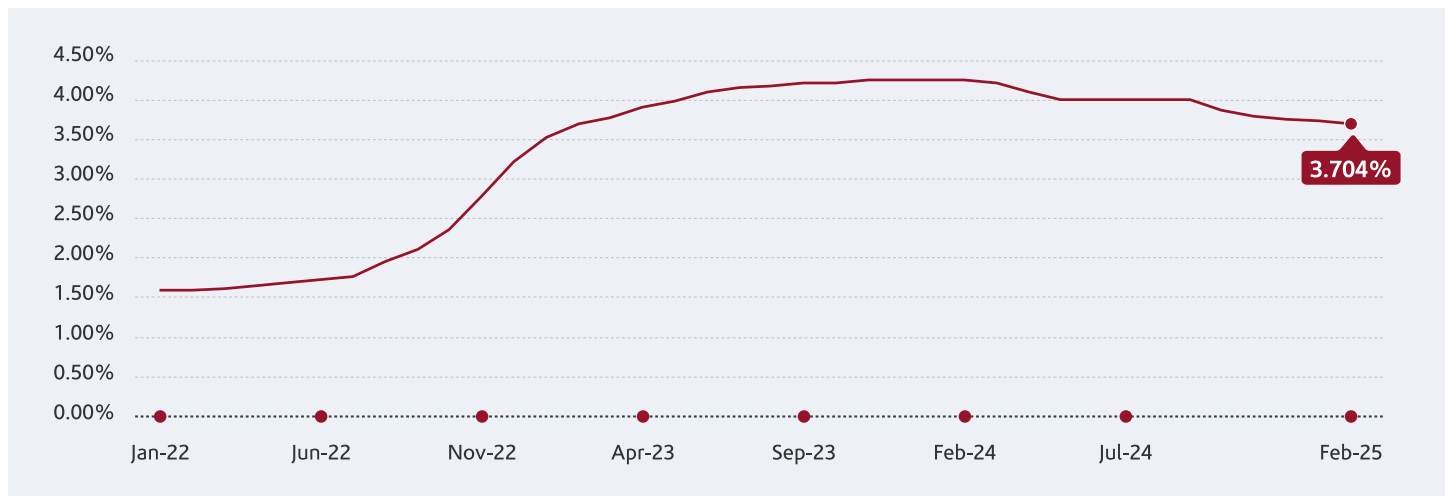


## Yearly Performance (%)

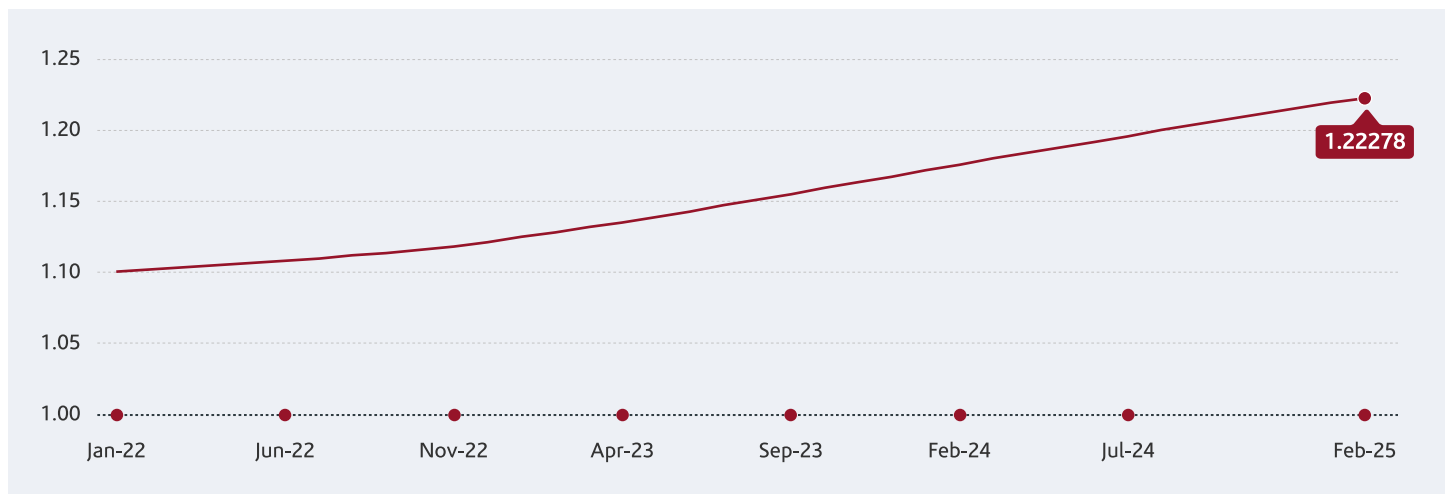
Year	2016	2017	2018	2019	2020	2021	2022	2023	2024	2025
Return for the year	0.442	1.375	1.971	2.582	1.826	1.357	2.026	4.096	4.109	0.603



## Annualized one month return



## Net Asset Value (NAV)



**Disclaimer:** This ad has been prepared for promotional purposes. Investments involve risks and past performance should not be taken as an indication of guarantee of future performance. No necessary information about the investment subject of the advertisement has been omitted. At all times, potential investors considering an investment should carefully review the articles of association, services and investment governing documents which are available on Boubyan Capital official website [www.boubyancapital.com](http://www.boubyancapital.com), describing the investment approach, operations, applicability of taxes, fees, expenses, risks of investing. The prices, values and income of the fund units may be subject to fluctuation and the redemption value may differ from the amount invested. Fluctuations in currency may impact the prices, values and income of the fund's units. The fund may not be suitable for all investors receiving the advertisement, and that if they have any doubts, they should consult their advisors. Boubyan Capital Investment Company K.S.C. (Closed) is licensed by the Capital Markets Authority; License no. AP/2015/0033. The fund's main location shall be in the fund manager's place of work, and its legal jurisdiction is in Kuwait at Qibla, Block 3, Ali Al-Salem Street, Boubyan Capital building, Floor 2, Kuwait, P.O. Box 28950 Safat, Postal Code 13150. The Fund committee members are Badria Hamad AlHumaidhi, Abdulmohsen Samir AlGharaballi, Mohammad Manea AlAjmi, Omar Abdulaziz AlRasheed and Asok Kumar Nayer.